

1505 Westlake Avenue North | Seattle, Washington

West Lake Union Center



WLUC

Vision Inspired Here

CBRE




WLUC

Amenities with you in mind

West Lake Union Center offers amenities built with you in mind. Get away from your desk in the newly renovated, light-filled, eight-story atrium. Enjoy our robust conference center for those important gatherings right on site. Find your next great idea during a workout in our private fitness center. And take advantage of plentiful parking for employees and clients.

See something new

Let the scenery inspire you. Enjoy views of Lake Union and Downtown Seattle, and take in the fresh air from private and common-area decks. The city's natural beauty and Lake Union's active community is always on display.



West Lake Union Center

ADDRESS 1505 Westlake Avenue North, Seattle, Washington 98109

BUILDING OVERVIEW Class A Office with distinctive floor plates connected via internal stairwells; impressive Lake Union views

ON-SITE AMENITIES Fitness center, conference center, eight-story atrium, common lake view deck connecting Dexter Avenue N with Westlake via pedestrian footbridges

LOCATION Close proximity to South Lake Union, Queen Anne, Fremont and the Seattle CBD; walkable and bikeable neighborhood along Dexter bike lanes and Lake Union Trail bike/running path.

PARKING RATIO 2 per 1,000 rentable square feet

TRANSPORTATION Major regional transportation connections via I-5 and Hwy 99. Public transit options include Metro bus lines 40, 62, 26, 28, 5, 16, 82 and the Rapid Ride E line, as well as the Seattle Streetcar.



WLUC

Minutes to everything







West Lake Union Center is centrally located between some of Seattle's best neighborhoods and features easy access to I-5, a dedicated bike lane on Dexter Avenue, Lake Union bike trail and the Rapid Line. Enjoy the nightlife in Fremont, Queen Anne, South Lake Union, or downtown within minutes. Or lose yourself in a run around Lake Union, right out your front door.


RAPID LINE


LAKE UNION
BIKE TRAIL



EASY ACCESS
TO I-5

LEGEND

-  South Lake Union Streetcar
-  Multi-Use Trail
-  Dedicated Bike Lane
-  Pedestrian Bridge Overpass
-  Rapid Ride Bus Stop
-  King County Metro Bus Stop

FREMONT
 127
RESTAURANTS
& BARS

QUEEN ANNE
 53
RESTAURANTS
& BARS







SOUTH LAKE UNION
 66
RESTAURANTS
& BARS

WLUC





Availabilities

SUITE	SIZE	COMMENTS
 Suite 125	3,607 SF	Ground floor office space with lobby exposure. Open space with three private offices, conference room and kitchen.
  Suite 305	4,730 SF	Reception, conference room, copy room/kitchen, four private offices and open space with great natural light.
  Suite 320	5,195 SF	Move-in ready suite with conference rooms, two private offices, kitchen and open space.
  Suite 350	3,514 SF	Market ready suite with private offices and open space, conference room, kitchen and direct access to outdoor plaza.
 Suite 500	24,827 SF	Full floor with 24,341 SF of office space and deck overlooking Lake Union. Available October 1, 2024.
 Suite 600	40,554 SF	Full floor with private patio. Open space with interior private offices.
 Suite 920	12,645 SF	Heavy build-out with 8,339 SF of office space and a 4,306 SF deck overlooking Lake Union. Reception area, 22 private offices, large conference room and kitchen.



WLUC



FOR MORE INFORMATION, PLEASE CONTACT:

SCOTTA ASHCRAFT

Senior Vice President

+1 206 292 6063

scotta.ashcraft@cbre.com

NICK CARKONEN

Senior Vice President

+1 206 292 6039

nick.carkonen@cbre.com

RILEY SHEPHARD

First Vice President

+1 425 462 6932

riley.shephard@cbre.com

CBRE

© 2022 CBRE, Inc. All rights reserved. This information has been obtained from sources believed reliable, but has not been verified for accuracy or completeness. You should conduct a careful, independent investigation of the property and verify all information. Any reliance on this information is solely at your own risk. CBRE and the CBRE logo are service marks of CBRE, Inc. All other marks displayed on this document are the property of their respective owners. Photos herein are the property of their respective owners and use of these images without the express written consent of the owner is prohibited. 01-31-24 PN